

## Game Objective

The objective of Blackjack is to achieve a higher card count than the dealer without exceeding 21. The best hand is Blackjack — when the sum of the values of the first two cards dealt is exactly 21. You only compete against the dealer, not against other players.

- Played with eight decks.
- The dealer always stands on 17.
- Double on any 2 initial cards.
- No Double after Split.
- Split initial cards of equal value.
- Only one Split per hand.
- Single card dealt to each Split Ace.
- Insurance is offered when the dealer shows an Ace.
- Blackjack pays 3 to 2.
- Insurance pays 2 to 1.
- Push game when hands are tied.

## Game Rules

The game is hosted by a dealer and up to 7 players can be seated at the Blackjack table. There's also the option to "Bet Behind" players in any of those seats. This allows an unlimited number of players to play in each game round, even if the seven seats are all occupied.

The game is played with 8 standard 52-card decks. Card values in Blackjack are as follows:

- Cards from 2 to 10 are worth their face values.
- Face cards (Jacks, Queens and Kings) are each worth 10.
- Aces are worth 1 or 11, whichever is more favorable to the hand. Note that a soft hand includes an Ace worth 11.

After the allotted betting time has expired, the dealer deals one card face-up to each player. The dealing starts with the first player to the dealer's left and

continues clockwise, ending with the dealer. The dealer then deals a second card face-up to each player, but the dealer's second card is dealt face-down. The value of your initial hand is displayed next to your cards.

## **Blackjack**

If the value of your initial two-card hand is exactly 21, you have Blackjack!

## **Insurance**

If the dealer's upcard is an Ace, you are given the option to purchase insurance to offset the risk that the dealer has Blackjack — even when you have Blackjack yourself. The amount of insurance is equal to one half of your main bet, and the insurance bet is settled separately from the bet on your hand. The dealer then peeks at the value of his/her downcard to check for Blackjack. If the dealer does not have Blackjack, the round continues. If the dealer has Blackjack, but you do not, the dealer's hand wins. If you and the dealer both have Blackjack, the game ends in a push and your bet is returned. Note that when the dealer's up card is a 10 or face card, you will not be given the option to purchase insurance, and the dealer will not peek at their down card to check for Blackjack.

## **Double, Hit, or Stand**

When the dealer does not have Blackjack upon checking their two initial cards, the players are given the chance to improve the values of their hands in turn. To enable this, the dealer moves clockwise around the table offering to deal further cards to players' hands.

If the value of your initial hand is not 21, you can decide to Double. In this case, you will double your bet and be dealt only one additional card to add to your hand. Alternatively, you can decide to Hit to be dealt an additional card to add to the value of your hand. You can Hit more than once to receive additional cards before you decide to Stand once you are satisfied with the value of your hand.

## **Split**

If your initial hand is a pair of cards of equal value, you can decide to Split the pair to make two separate hands, each with a separate bet equal to your main bet. After a second card is dealt to both your hands, you can improve the value of these two hands by deciding to Hit. Again, you can choose to Stand once you are satisfied with the value of your two hands. However, if you Split an initial pair of Aces, you will receive only one additional card per hand with no option to Hit.

## Cash Out

After the cards are dealt, and if the dealer does not have Blackjack, you have a decision to make. One of the decisions presented to you is to cash out: if you decide to cash out, the game for that hand will end, and you will receive back the value that is shown to you in the Cash Out decision button. The Cash Out payout ratio changes based on your total score for the hand and the dealer's face-up card. The Cash Out rule applies only to your main bet. You can control the visibility of this option in your decision panel in Settings.

## Outcome

If the sum of your hand exceeds 21, you bust and lose your bet on that hand. When all the players have taken their turns, the dealer reveals the value of their down card. The dealer must Hit on a hand of 16 or less and Stand on a hand of soft 17 or more. Remember that a "soft hand" includes an Ace worth 11.

You win if the value of your final hand is closer to 21 than the dealer's hand, or when the dealer busts. If the value of your hand is the same as the dealer's, the game round ends in a push and your bet is returned.

If you decided to cash out, you will receive back the value that was shown in the cash out decision button when the decision was offered to you.

Blackjack is only possible using the two cards in the initial two-card deal. A hand of 21 resulting from a split pair is not considered a Blackjack. Therefore, Blackjack beats any hand of 21 resulting from a split pair.

## Side Bets

This Blackjack game also includes optional side bets — Perfect Pairs and 21+3. You may place side bets in combination with your main Blackjack bet. You have the chance to win on any side bet, whether you subsequently win or lose on your Blackjack bet.

### Perfect Pairs

The Perfect Pairs side bet gives you the chance to win if your first two cards comprise any pair — for example, two Queens, two Aces or two 3s. There are three types of pairs, each with a different payout:

- Perfect Pair — same suit, e.g., two Aces of Spades.
- Colored Pair — different suits of the same color, e.g. 2 of Diamonds + 2 of Hearts.
- Mixed Pair — different suits of a different color, e.g. 10 of Hearts + 10 of Clubs.

### 21+3

The 21+3 side bet gives you the chance to win if your first two cards plus the dealer's up card comprise any of the following winning combinations (similar to those in poker), each with a different payout:

- Suited Trips — an identical triplet, e.g. 3 Queens of Hearts.
- A Straight Flush — in numerical sequence and of the same suit, e.g. 10, Jack and Queen of Diamonds.
- Three of a Kind — same value but of different suits, e.g. any 3 non-matching Kings.
- A Straight — in numerical sequence but of different suits, e.g. 2 of Spades + 3 of Clubs + 4 of Hearts.
- A Flush — non-sequential cards of the same suit, e.g. 2, 6 and 10 of Clubs.

## Bet Behind

The Bet Behind feature allows you to bet on a hand dealt to another player. You will share the outcome of the other player's hand. Payouts for Bet Behind wagers are the same as for ordinary bets.

You can place a Bet Behind bet whether or not you are seated at the Blackjack table and intend to play your own hand. However, you cannot place a Bet Behind bet on your own hand.



Place a bet in any activated Bet Behind spot at another player's seat while the betting is open.

If you place a Bet Behind bet, and the player at that seat decides not to participate in the round, your bet will be refunded immediately.

The nickname displayed at each seat at the Blackjack table identifies the player who will make all the decisions for that hand. You can, however, decide whether or not to place an insurance bet when the dealer's up card is an Ace. You can also decide in advance whether or not to double your bet when the player you are betting behind opts to Double or Split. If the player decides to cash out, the same decision will be applied to your hand.

You can alter these settings later by clicking/tapping the Settings button and then selecting the BET BEHIND tab.

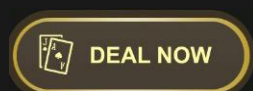
The Hot Players icon helps you determine which of your fellow Blackjack players is on the longest winning streak.



The number indicates how many consecutive rounds that player has won. Note that as soon as a Hot Player loses a round, he or she will also lose the Hot Players icon.

## Deal Now

The DEAL NOW button is enabled only when you sit at a particular Blackjack table and have placed a bet equal to or greater than the minimum. Click/tap this button to finalize the bet you have placed. Your bet will be visible to other players at the table. The round may begin before the betting time expires when all players have clicked/tapped the DEAL NOW button.



## Payouts

- Blackjack pays 3:2.
- A winning hand pays 1:1.
- If the dealer has Blackjack, insurance pays 2:1.
- Cash Out pays 0.4–1.77x.

## Perfect Pairs

Hand	Payout
Perfect Pair	25:1
Colored Pair	12:1
Mixed Pair	6:1

## 21+3

Hand	Payout
Suited Trips	100:1
Straight Flush	40:1
Three of a Kind	30:1
Straight	10:1
Flush	5:1

Please note that any malfunction voids the game round and all eventual payouts for the round.

## Return to Player

The optimal theoretical payout percentage is:

- Blackjack — 99.29%\*
- Perfect Pairs bet — 95.90%
- 21+3 bet — 96.30%.

The theoretical payout percentage for always taking the early cash out offer is 96.80%.

\*based on the first hand from the shoe

## Take a Seat

Click/tap the SIT HERE icon above the vacant seat you wish to occupy.



When you have taken a seat at the table, your screen name is displayed beneath the seat.

You can occupy up to 3 different seats to play separate hands in the same game round if you wish.

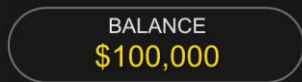
When you wish to leave your seat, click/tap the X button at your seat.

If you are inactive and do not place a bet, you will lose your seat.

## Place Bets

The BET LIMITS panel shows the minimum and maximum allowed bet limits at the table, which may change from time to time. Open the Bet Limits to check your current limits.

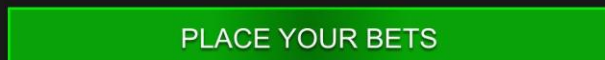
To participate in the game, you must have sufficient funds to cover your bets. You can see your current BALANCE on your screen.



In the Immersive view, the TIMER informs you of the duration of the betting time. After it expires, betting is closed and no more bets are accepted.



In the classic view, the TRAFFIC LIGHTS tell you the current status in the game round by informing you when you can bet (GREEN light), when betting time is nearly over (YELLOW light), and when betting time has expired (RED light).



The CHIP DISPLAY allows you to select the value of each chip you wish to bet. Only chips of denominations that can be covered by your current balance will be enabled.



Once you have selected a chip, place your bet by simply clicking/tapping the appropriate bet spot on the game table. The same bet will be automatically placed on all your seats. On desktop, this applies to the main bet, and on tablet and smartphone, to the main bet and side bets. Each time you click/tap the bet spot, the amount of your bet increases by the value of the selected chip or up to the maximum limit for the type of bet you have selected. Once you have bet



the maximum limit, no additional funds will be accepted for that bet, and a message will appear above your bet to notify you that you have bet the maximum.

The REPEAT button allows you to repeat all bets from the previous game round. This button is only available before the first chip is placed.



The DOUBLE (x2) button allows you to quickly double your bet up to the maximum limit. This button is enabled after you have placed any bet.

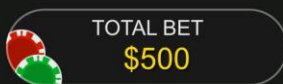


The UNDO button removes the last bet you placed.



You can click/tap the UNDO button repeatedly to remove bets, one by one, in the reverse order in which they were placed. You can clear all your bets by holding the UNDO button.

The TOTAL BET indicator displays the total amount of all bets placed in the current round.



You will see other players' bets converted into your currency.

## Live Support

Contact Live Support for game-related inquiries.



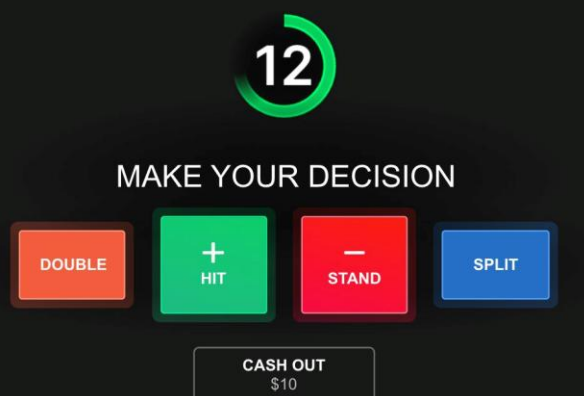
## Make a Decision

As soon as you receive your first two cards, you can make an initial decision regarding your hand before all cards are dealt and even before the dealer reaches your turn.

The decision options (e.g. Hit, Stand, Double, Split) will be displayed, and only those options currently available to you will be enabled.



When it is your turn, the dealer will act upon the initial decision you have made. If you have not already made a decision prior to your turn, the decision-making window will appear. The timer will inform you of the time remaining for you to make a decision.



The decision options are represented as follows:

- HIT: an additional card is drawn
- STAND: no additional cards are drawn
- DOUBLE: your bet is doubled and only one additional card is drawn

- SPLIT: your bet is doubled, and your cards are split into two individual hands
- CASH OUT: the round is finished for the hand, and you will receive back the amount displayed on the Cash Out button

The amount that you will get back depends on the value of your hand and the dealer's face-up card and will only apply to the main bet.

The early Cash Out option will not be possible if you decided to double or you busted, and if the value of your hand is 21 or a Blackjack.

If you do not make a decision before the time expires, the following auto-decision will be applied:

- If the total card value of your hand is 11 or less, then — HIT.
- If the total card value of your hand is more than 11, then — STAND.

If your balance is insufficient for Double and Split, the corresponding buttons for those decisions will be disabled.

If your balance becomes insufficient before Double or Split decisions are accepted, then your preferred decisions will be rejected and the following auto-decision applied instead:

- If your decision was to Double, then — HIT.
- If your decision was to Split and the total card value of your hand is 11 or less, then — HIT.
- If your decision was to Split and the total card value of your hand is more than 11, then — STAND.

## Focus Mode

If you prefer not to see the activity and information about the other players at the table, you can turn on Focus Mode. Simply click/tap the Focus Mode icon.



Focus Mode is available during all game phases.

## Chat

Chat with other players and/or with a game presenter.



## Game Number

Each game round is identified by a unique GAME NUMBER.

# 21:10:10

This number reflects when the game round began in terms of GMT by *hour: minute: second*. Please use this game number for the reference (or take a screenshot of the game number) if you wish to contact Customer Service regarding a particular round.

## Sound

Sound controls all sounds in the game.



## Game History

Game History displays your Evolution game rounds and results.



## Settings

The SETTINGS button launches a menu of user-changeable settings.

Your chosen settings will be applied at once and will be stored in your profile. Stored settings will be launched automatically when you log in from any device.

You can alter your general and game settings.



## GENERAL

- You can hide/unhide other players' chat messages.
- You can hide/unhide the Cash Out decision.

## VIDEO

Your video quality is auto-adjusted, but you can manually change your video quality by selecting the specific stream.

## SOUND

You can mute/unmute all game sounds and voices and adjust their relative volumes.

## BET BEHIND

You can specify your BET BEHIND strategy and prohibit other players from betting behind you.

If the Bet Behind setting is toggled off during the betting time and the bet behind bet has already been made, the action of prohibiting other players from betting behind you will only take effect in the next round.

## Error Handling

If there is an error in the game, system, or game procedure, the game round will be temporarily paused while the game host notifies the service manager. You and other players will be notified via Chat, or by an on-screen pop-up

message, that the issue is being investigated. If the manager can immediately resolve the error, the game round will continue as normal. If immediate resolution is not possible, the game round will be canceled, and the initial bets will be refunded to all the players who participated in the game round.

## Disconnection Policy

If you are disconnected from a game round, any placed bets remain valid and are settled in your absence. Upon reconnecting, you can view the bet outcomes in the History window.

## Automated Chat Moderation

Players' messages in Chat are subject to automated decision-making. In cases of misuse, such as the abuse of the game host or other players or inappropriate and/or offensive language, the player will be issued a warning. If the warning is disregarded, chat privileges will be disabled. If you disagree with any automated decision, we encourage you to contact your Casino support for further assistance.

## For shuffling

Gameplay continues until the cut card is dealt. Subsequently, the cards are shuffled by a dealer or a shuffler.

If a shuffle table is available, then two shoes with two sets of playing cards are used at the table. In this case, the dealer swaps the shoes, and the shuffle is performed by a shuffler at the shuffling table while the dealer continues to host the game round.

## More Games

Evolution Lobby — easy game selection without exiting your current game until a new game is chosen.

# Shortcut Keys

Shortcut keys can be used to quickly perform useful game functions.

KEY	FUNCTION
Number Keys from 1 onwards	Select the desired chip from the chip display. Key “1” corresponds to the leftmost chip with the lowest value. Key “2” selects the next highest value chip, and so on.
SPACEBAR	Repeat your most recent bet. Press SPACEBAR a second time to double your bet.
CTRL+Z (CMD+Z), DELETE, BACKSPACE	Undo your last bet. Hold for 3 seconds to remove all your bets.
ESC	<div>When applicable, the ESC key can be used to:</div> <ul style="list-style-type: none"><li>• Exit the full-screen mode</li><li>• Close an open pop-up window (History, How To Play, Settings, etc.)</li></ul>