

# VIRACOCHA

Game Rules (1.1 - 04-July-2024)

## 1. OVERVIEW

The goal is to obtain a winning combination on a winning line spread across the reels.

Game specifications:

Type	Slots
Number of reels	5
Number of rows	3
Number of lines	25
Number of coins you can bet	25 (cannot be changed)
Progressive	No
Double feature	No
Wild symbols	Yes
Multiplier symbols	No
Scatter symbols	Yes (Bonus Symbol)
Bonus round	Yes
Free spins	Yes
Instant win	No
RTP	Game: 96.00%

The game disconnects if you do not take any actions for a specific number of consecutive minutes (this number varies depending on jurisdiction); the session recovery feature will save the game progress so that the next time the game is loaded, you can continue where you left off.

In the event of technical difficulties resulting in a dropped connection to the game server, the game you were playing is saved automatically and will load the next time you establish a connection to the game server. You will not be able to reconnect to the game server for the first 30 seconds after the disconnection.

**Note:** In case of malfunction all plays and bets are voided; any bet that was not yet accepted will be voided, any bet that was unsettled will be refunded.

## 2. HOW TO PLAY

**Note:** If you do not have enough money to play a game, the bet can be set to the minimum selectable amount through a dialog window informing about this.



All winning lines pay from left to right, beginning with the far-left reel. All line win symbols must appear on consecutive reels. Wins on different lines are all added. Only the highest winning combination on each line is paid. Winnings from Free Spins are added to the total win.

The auto spin feature does not automatically start free spins - player input is required (Available only for specific jurisdictions).


On the info bar, you can view the current BET, your BALANCE and your current WIN, displayed in either coin or your real currency, depending on the current user's choice (Available only for specific jurisdictions). To toggle between coin or your real currency, click in the BALANCE area (Available only for specific jurisdictions).

### 2.1. Desktop version

To play, follow these steps:

1. Click  on the main screen, and then use the + and - buttons to select a coin value. Click  to save the settings and return to the main screen.

**Note:** The total BET is displayed in either coin or your real currency, depending on the current user's choice (Available only for specific jurisdictions). To toggle between coin or your real currency, click in the BALANCE area (Available only for specific jurisdictions).



2. Click  to place the bet and spin the reels one time.

The total amount won will be shown in the WIN field from the info bar, in either coin or your real currency, depending on the current user's choice (Available only for specific jurisdictions). For each winning combination, the amount won is the amount shown in the payable for that winning combination.


To toggle between coin or your real currency, click in the BALANCE area (Available only for specific jurisdictions).

### 2.2. Mobile version

To play, follow these steps:

1. Tap  on the main screen, then use the + and - buttons to select a coin value. Tap  to save the settings and return to the main screen.

**Note:** The total BET is displayed in either coin or your real currency, depending on the current user's choice (Available only for specific jurisdictions). To toggle between coin or your real currency, tap in the BALANCE area (Available only for specific jurisdictions).

2. Tap  to place the bet and spin the reels one time.

The total amount won will be shown in the WIN field from the info bar, in either coin or your real currency, depending on the current user's choice (Available only for specific jurisdictions). For each winning combination, the amount won is the amount shown in the payable for that winning combination.

To toggle between coin or your real currency, tap in the BALANCE area (Available only for specific jurisdictions).

## 3. SPECIAL SYMBOLS AND FEATURES

### 3.1. Wild

**Stacked Wilds** can only appear on reels 4 and 5, and substitute for all symbols except the **Bonus** trigger.

### 3.2. Free Spins

**Free Spins** are triggered by **Bonus symbols** on reels 1, 3, and 5.

On the initial stage, vases are selected until 4 matching coins are revealed.

Matching four identical coins awards one of the following **Bonus rounds**:

4 gold coins = 10 **Free Spins** with 4 random **Wilds**

4 silver coins = 8 **Free Spins** with 3 random **Wilds**

4 bronze coins = 6 **Free Spins** with 2 random **Wilds**

Depending on the bonus, 2, 3 or 4 additional **Wilds** will be placed randomly on the reels at the beginning of each **Free Spin**.

More **Free Spins** can be won during the bonus. The maximum number of **Free Spins** that can be won is 150.

If the **Bonus** is retriggered, a new picker round will take place when the current **Free Spins** end.

If a **Wild** appears over a **Bonus symbol**, it will count as a **Bonus symbol** as well as contributing to line wins.

A line win of 5 **Wild** symbols will pay the equivalent of 5 of the top paying symbol.








3 or 4 **Wild** symbols on an active payline will pay according to the next symbol in the payline.

The main game and **Free Spins** reels do not have the same symbol composition.

## 4. OTHER GAME BUTTONS






### 4.1. Desktop version

The following buttons are available:

	Click this button to toggle the game sound on or off.
	<p>Click this button to open the <b>PAYOUTS</b> tab, where you can view several screens:</p> <ul style="list-style-type: none"><li>• information about the payouts for the winning combinations, in either coin or your real currency - to toggle between coin or your real currency, click in the <b>BALANCE</b> area.</li><li>• information about any existing special features or special symbols and their payouts, or specific awards;</li><li>• the game lines and basic game rules.</li></ul> <p>To navigate among the various screens in the <b>PAYOUTS</b> tab, click on the left and right arrows at the bottom of the screen.</p>
<b>RULES</b>	In the last of the screens from the <b>PAYOUTS</b> tab, click this button to view detailed game rules.
	(in real mode only) This button can be found in the <b>PAYOUTS</b> screen, in the <b>BET</b> settings screen and in the <b>AUTO SPIN</b> screen (available only for specific jurisdictions). Click on it to view the gameplay history.
	This button can be found in the <b>PAYOUTS</b> screen, in the <b>BET</b> settings screen and in the <b>AUTO SPIN</b> screen (available only for specific jurisdictions). Click on it to close the game and to open the home website, in the same browser window.
	(available while the reels are spinning)(available only for specific jurisdictions) Click this button to stop the reels earlier.
	(available during winning animations) Click this button to skip the winning animations.
	(available only for specific jurisdictions) Click this button to activate <b>Turbo</b> mode. The <b>Turbo</b> mode speeds up the gameplay - the spin time is reduced to a minimum.

### 4.2. Mobile version

The following buttons are available:

	Tap this button to toggle the game sound on or off.
	<p>Tap this button to open the <b>PAYOUTS</b> tab, where you can view several screens:</p> <ul style="list-style-type: none"> <li>• information about the payouts for the winning combinations, in either coin or your real currency - to toggle between coin or your real currency, tap in the <b>BALANCE</b> area.</li> <li>• information about any existing special features or special symbols and their payouts, or specific awards;</li> <li>• the game lines and basic game rules.</li> </ul> <p>To navigate among the various screens in the <b>PAYOUTS</b> tab, tap on the left and right arrows at the bottom of the screen.</p>
<b>RULES</b>	In the last of the screens from the <b>PAYOUTS</b> tab, tap this button to view detailed game rules.
	This button can be found in the <b>PAYOUTS</b> screen, in the <b>BET</b> settings screen and in the <b>AUTO SPIN</b> screen (available only for specific jurisdictions). Tap on it to close the game and to open the home website, in the same browser window.
	(available while the reels are spinning)(available only for specific jurisdictions) Tap this button to stop the reels earlier.
	(available during winning animations) Tap this button to skip the winning animations.